

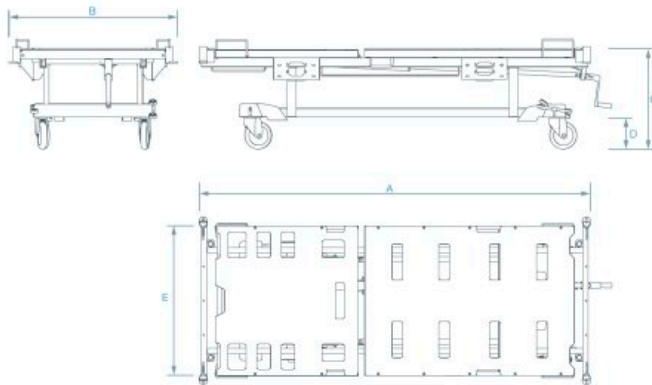
NewcareV1 Bed




Technical information

Total length with headboard and footboard (A) *	2250 mm. ± 10 mm.
Total width with rails (B)	970 mm. ± 10 mm.
Bed base height (without mattress) (C)**	555 mm. ± 10 mm.
Crane passing clearance height (D) **	170 mm.
Bed base section width (E)	830 mm.
Wheels diameter	150 mm.
Backrest tilting angle	62° ± 5°
Bed base sections double regression	100 mm. ± 10 mm.
Maximum patient weight (MPW)	185 kg.
Safe working load (SWL)	230 kg.
Bed unladen weight	125 kg.




** This heights can vary ± 40 mm. according to the bed configuration (wheels model, etc)



Standard

Controls	Protection	Transport	Wellness	Others	Accessories
 Screw	 Full length rails	 Integral simples Ø150mm	 Bed base divided in 2 planes		 IV Pole
	 Removable headboard	 Brake pedal			 Trapeze bar

Optional

Controls	Protection	Transport	Wellness	Others
	 Side Rails		 Bed base divided in 4 planes	 Tilttable table
				 Tank holder
				 Balkan frame

All our manufacturing is protected by our patents. Pardo reserves the right to modify, without prior notice, our models and technical specifications described in this datasheet. This technical information refers to a standard configuration. Any option can make it varies.